



## Split Spherical Roller Bearings from Schaeffler

### Super-Fast Bearing Replacement for Those Hard-To-Reach Places

By eliminating many of the steps and complications involved in replacing standard bearings, Split Spherical Roller Bearings from Schaeffler can quickly pay for themselves - many times over!

- Easy installation/removal
- Reduced downtime
- Increased productivity
- Significant cost savings



**SCHAEFFLER**

# FAG Split Spherical Roller Bearings

## Easy on, easy off means less downtime!

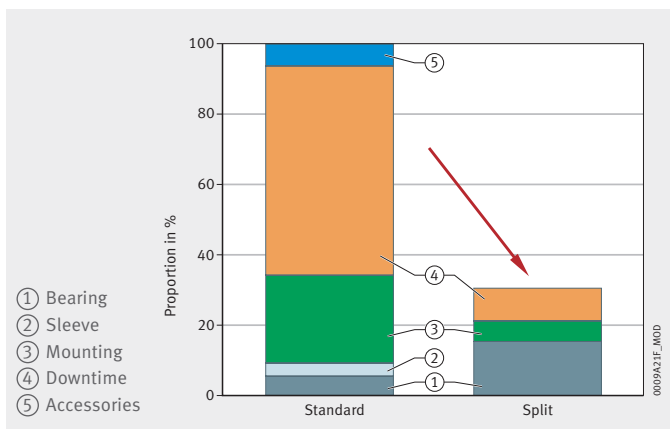
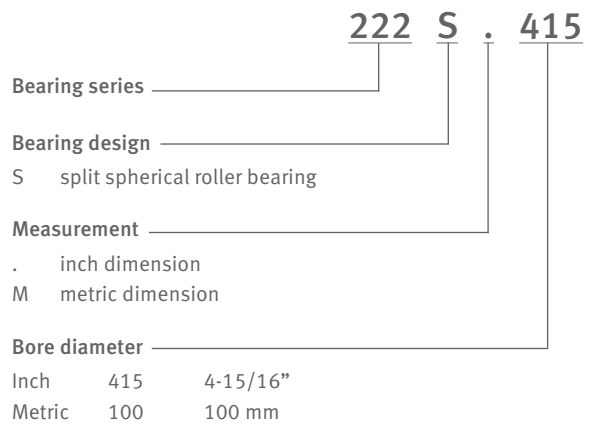
Instead of using traditional solid bearings that require complicated and time-consuming replacement procedures – such as pulling gears and couplings, dismantling drives and stripping line shafting – consider FAG split spherical roller bearings from Schaeffler.

Their inner ring, outer ring and cage assembly are split into halves for easy mounting and dismounting. Easy on, easy off means less downtime. And less downtime means more profits. Maybe you should split, too!

### Product Features

- Available in a comprehensive range of sizes  
Inch shaft sizes: 2-3/16" - 16"  
Metric shaft sizes: 55mm - 630mm
- Fully interchangeable with standard spherical roller bearings
- Compatible with most housings
- Mounts directly on shaft – no adapter sleeve needed
- Service life comparable to standard bearings

Please refer to our TPI 250 publication for specifications and a complete overview of Schaeffler's split spherical roller bearings.




Cost comparison: standard vs. split bearing

### The perfect complement for your new split bearings: SAF500 Housings

Completely redesigned and reengineered, Schaeffler's new generation of SAF500 housings feature numerous improvements that ensure optimal bearing performance in a broad range of applications. Designed to meet the industry standard for SAF500 series pillow block housings, they combine exceptional load carrying capacity with reliable performance and unsurpassed versatility.

Schaeffler's all-new lineup of SAF500 housings can accept a full range of shaft diameters from 1-3/8 inches to 8 inches.

Please refer to our TPI 229 publication for specifications and a complete overview of Schaeffler's SAF500 housings.



### For more information:

info.us@schaeffler.com • www.schaeffler.us

J4748\_0520 ©2020

**SCHAEFFLER**