

Continental PTG – Make Power Smart

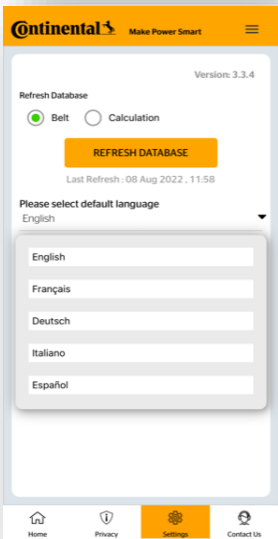
We have been working on some new enhancements on Make Power Smart App and we are glad to inform you that a new version of the app is now available for download in AppStore and PlayStore.

Please **Delete the current version you have, Download and Register for the new version** (iOS: v3.0.0 and Android: v4.2.7).

Main updates, enhancements and improvements:



User Registration: Sign up, manage your drive systems properly and personalize your customer experience. Add new drives, have access to existing drive information and upload the drive data for a complete evaluation.



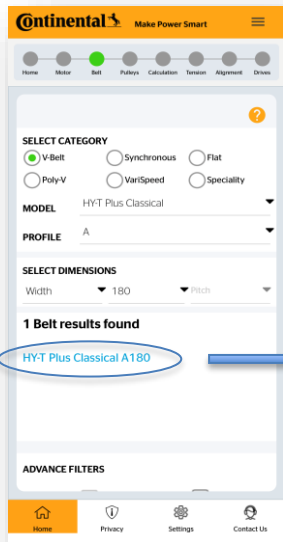
Multiple Languages: The App is now available in English, German, French, Spanish and Italian.

Download the Make Power Smart App on:

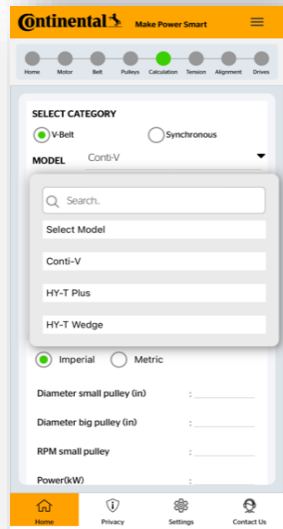



DOWNLOAD
MAKE POWER SMART
FOR ALL THE POWER
AT YOUR FINGERTIPS






Belt ID: Select the belt category and have access to the product specification page for an easy identification and application.



Drive Calculation: Easily calculate and select a belt for a two-pulley system. This latest version of the MPS App provides you with a **more complete product range of V-Belts and Timing Belts for North America!** (previously it was only possible to calculate drives based on the Synchrochain Carbon).



Tension2Go: Measure the tension value of your drive system in a very fast, easy and intuitive way. Enter the desired tension manually and press the measured tension button, while holding the phone ½ inch above the belt span, and “pluck” the belt. The real tension will be measured within 15 seconds. View results and make tension adjustments as needed.


- › Green = Good
- › Yellow = Close
- › Red = Needs Adjustment

Download the Make Power Smart App on:



**DOWNLOAD
MAKE POWER SMART
FOR ALL THE POWER
AT YOUR FINGERTIPS**





Pulley center distance: Measure the diameter of the pulley, the center distance and the wrapping angle from a picture. Keep the camera of your mobile device straight to the picture in a vertical, straight up position and watch for the app to reach 90 degrees, and then take the picture of the pulley system. You may capture your screen once the position and diameter of the pulley are set.

Download the Make Power Smart App on:



DOWNLOAD
MAKE POWER SMART
FOR ALL THE POWER
AT YOUR FINGERTIPS

