

AM-EN

Plastic Chains Product Overview



Slat Top Chains

Straight Running Chains

<p>Pitch 38.1 mm (1.50 in)</p> 	<p>Pitch 38.1 mm (1.50 in)</p> 	<p>Pitch 38.1 mm (1.50 in)</p> 	<p>Pitch 38.1 mm (1.50 in)</p> 
<p>820 831 Strength: 2000 N (449 lbf)</p>	<p>820 Vacuum Strength: 2000 N (449 lbf)</p>	<p>821 Strength: 3000 N (674 lbf)</p>	<p>821 LBP Strength: 3000 N (674 lbf)</p>

<p>Pitch 38.1 mm (1.50 in)</p> 	<p>Pitch 38.1 mm (1.50 in)</p> 	<p>Pitch 38.1 mm (1.50 in)</p> 	<p>Pitch 38.1 mm (1.50 in)</p> 
<p>8257 Strength: 3900 N (877 lbf)</p>	<p>8257 LBP Strength: 3900 N (877 lbf)</p>	<p>828 Strength: 2150 N (483 lbf)</p>	<p>900 Strength: 1750 N (393 lbf)</p>

Side Flexing Magnetic

<p>Pitch 38.1 mm (1.50 in)</p> 	<p>Pitch 38.1 mm (1.50 in)</p> 	<p>Pitch 38.1 mm (1.50 in)</p> 	<p>Pitch 38.1 mm (1.50 in)</p> 
<p>879 M Strength: 2150 N (483 lbf) Min. Radius: 457 mm (17.99 in)</p>	<p>880 M Strength: 2150 N (483 lbf) Min. Radius: 457 mm (17.99 in)</p>	<p>882 M Strength: 3900 N (877 lbf) Min. Radius: 610 mm (24.02 in)</p>	<p>882 M LBP Strength: 3900 N (877 lbf) Min. Radius: 610 mm (24.02 in)</p>

Icon Reference Guide



= Supplied locally in the US



Straight Running One Direction



Straight Running One Direction



Side Flexing One Direction



Side Flexing One Direction


















Side Flexing Both Directions



Straight Running Both Directions

Slat Top Chains

Side Flexing Chains

<p>Pitch 19.1 mm (0.75 in)</p>  <p>440 Tab</p> <p>Strength: 1100 N (247 lbf) Min. Radius: 175.0 mm (6.89 in)</p>	<p>Pitch 38.1 mm (1.50 in)</p>  <p>879</p> <p>Strength: 2250 N (506 lbf) Min. Radius: 400 mm (15.75 in)</p>	<p>Pitch 38.1 mm (1.50 in)</p>  <p>879 Tab* Tab-R</p> <p>Strength: 2250 N (506 lbf) Min. Radius: 400.0 mm (15.75 in)* 200.0 mm (7.87 in)</p>	<p>Pitch 38.1 mm (1.50 in)</p>  <p>879 Tab Safety Finger</p> <p>Strength: 2250 N (506 lbf) Min. Radius: 200.0 mm (7.87 in)</p>
<p>Pitch 38.1 mm (1.50 in)</p>  <p>879 Tab Safety</p> <p>Strength: 2250 N (506 lbf) Min. Radius: 200.0 mm (7.87 in)</p>	<p>Pitch 38.1 mm (1.50 in)</p>  <p>879 Tab-R-G4</p> <p>Strength: 2250 N (506 lbf) Min. Radius: 200.0 mm (7.87 in)</p>	<p>Pitch 38.1 mm (1.50 in)</p>  <p>880</p> <p>Strength: 2250 N (506 lbf) Min. Radius: 400.0 mm (15.75 in)</p>	<p>Pitch 38.1 mm (1.50 in)</p>  <p>880 Tab* Tab-R</p> <p>Strength: 2250 N (506 lbf) Min. Radius: 400.0 mm (15.75 in)* 200.0 mm (7.87 in)</p>
<p>Pitch 38.1 mm (1.50 in)</p>  <p>880 Tab Vacuum</p> <p>Strength: 2250 N (506 lbf) Min. Radius: 400.0 mm (15.75 in)</p>	<p>Pitch 38.1 mm (1.50 in)</p>  <p>880 Tab-RT</p> <p>Strength: 2250 N (506 lbf) Min. Radius: 200.0 mm (7.87 in)</p>	<p>Pitch 38.1 mm (1.50 in)</p>  <p>880 Super Flex</p> <p>Strength: 2250 N (506 lbf) Min. Radius: 3.25 in: 457.0 mm (17.99 in) 4.50 in: 610.0 mm (24.02 in)</p>	<p>Pitch 38.1 mm (1.50 in)</p>  <p>882 Tab</p> <p>Strength: 4000 N (899 lbf) Min. Radius: ≤ 12 in: 610.0 mm (24.02 in) > 12 in: 700.0 mm (27.56 in)</p>
<p>Pitch 38.1 mm (1.50 in)</p>  <p>882 Tab SC (Safety Chain)</p> <p>Strength: 4000 N (899 lbf) Min. Radius: 610.0 mm (24.02 in)</p>	<p>Pitch 38.1 mm (1.50 in)</p>  <p>882 Tab LBP</p> <p>Strength: 4000 N (899 lbf) Min. Radius: 610.0 mm (24.02 in)</p>	<p>Pitch 38.1 mm (1.50 in)</p>  <p>887 Tab</p> <p>Strength: 3000 N (674 lbf) Min. Radius: 500 mm (19.69 in)</p>	

Snap-On Plastic Chains

Straight Running Chains

Pitch 12.7 mm (0.50 in)



843 SK

Strength SS: 1500 N (340 lbf)
Strength carbon: 2000 N (450 lbf)

Pitch 19.1 mm (0.75 in)



863 | Tab

Strength SS: 2700 N (600 lbf)
Strength carbon: 5500 N (1200 lbf)

Pitch 19.1 mm (0.75 in)



963 Tab

Strength SS: 2000 N (450 lbf)
Strength carbon: 4000 N (900 lbf)

Side Flexing Chains

Pitch 12.7 mm (0.50 in)



1843 Tab

Strength SS: 1500 N (340 lbf)
Strength carbon: 2000 N (450 lbf)
Min. Radius: 254 mm (10.0 in)

Pitch 12.7 mm (0.50 in)



1843 Grip-G3

Strength SS: 1900 N (427 lbf)
Strength carbon: 2700 N (607 lbf)
Min. Radius: 350 mm (13.78 in)

Pitch 19.1 mm (0.75 in)



1873 Tab

Strength SS: 2000 N (450 lbf)
Strength carbon: 4000 N (900 lbf)
Min radius: 3.25 in & 4.5 in: 356 mm (14.02 in)
12.0 in: 457 mm (17.99 in)

Pitch 19.1 mm (0.75 in)



1873 Grip-G3 | Grip-G4 | Grip-G4L

Strength SS: 2000 N (450 lbf)
Strength carbon: 4000 N (900 lbf)
Min. Radius: 356 mm (14.02 in)

Pitch 19.1 mm (0.75 in)



1873 Grip-D

Strength SS: 2000 N (450 lbf)
Strength carbon: 4000 N (900 lbf)
Min. Radius: 356 mm (14.02 in)

Pitch 19.1 mm (0.75 in)








3873 Tab

Strength SS: 2000 N (450 lbf)
Strength carbon: 4000 N (900 lbf)
Min. Radius: 356 mm (14.02 in)

*All Snap-On versions can be delivered with either stainless steel chain (SS304) or carbon steel chain.










Special Plastic Chain

Straight Running Chains

<p>Pitch 66.3 mm (2.61 in)</p>  	<p>Pitch 50.8 mm (2.00 in)</p>   
<p>NH78</p> <p>Strength: T1: 9000 N (2023 lbf) T2: 7000 N (1574 lbf) T3: 6000 N (1349 lbf) T4: 6000 N (1349 lbf) T5: 5000 N (1124 lbf)</p>	<p>3200</p> <p>Strength: 3150 N (708 lbf)</p>

Flex Plastic Chain












Side Flexing Chains

<p>Pitch 50.8 mm (2.00 in)</p>   	<p>Pitch 63.5 mm (2.50 in)</p>   	<p>Pitch 63.5 mm (2.50 in)</p>   
<p>3200 Tab</p> <p>Strength: 2525 N (568 lbf) Min. Radius: 406.0 mm (16.00 in)</p>	<p>2600 C Tab C</p> <p>Strength: 6000 N (1686 lbf) Min. Radius: 600.0 mm (23.62 in)</p>	<p>2600 O Tab O</p> <p>Strength: 6000 N (1686 lbf) Min. Radius: 600.0 mm (23.62 in)</p>

<p>Pitch 63.5 mm (2.50 in)</p>   	<p>Pitch 63.5 mm (2.50 in)</p>  	<p>Pitch 70.0 mm (2.76 in)</p>  
<p>2500</p> <p>Strength: 7500 N (1686 lbf) Min. Radius: 600.0 mm (23.62 in)</p>	<p>610 ML</p> <p>Strength: 3000 N (674 lbf) Min. Radius: 80 mm (3.15 in)</p>	<p>2700</p> <p>Strength: 11000 N (2473 lbf) Min. Radius: 300 mm (11.81 in)</p>






Flex Plastic Chain

Side Flexing Chains

<p>Pitch 82.5 mm (3.25 in)</p> 	<p>Pitch 82.5 mm (3.25 in)</p> 		
<p>1400 Tab</p> <p>Strength: 8000 N (1798 lbf) Min. Radius: 450 mm (17.72 in)</p>	<p>2800 Tab</p> <p>Strength: 6000 N (1349 lbf) Min. Radius: 500.0 mm (19.69 in)</p>		
<p>Pitch 50.0 mm (1.97 in)</p> 	<p>Pitch 50.0 mm (1.97 in)</p> 	<p>Pitch 50.0 mm (1.97 in)</p> 	<p>Pitch 50.0 mm (1.97 in)</p> 
<p>1700</p> <p>Strength: 4000 N (899 lbf) Min. Radius: 150.0 mm (5.91 in)</p>	<p>1701 Tab Tab-R*</p> <p>Strength: 4000 N (899 lbf) Min. Radius: 150.0 mm (5.91 in) 125.0 mm (4.92 in)*</p>	<p>1702</p> <p>Strength: 4000 N (899 lbf) Min. Radius: 150.0 mm (5.91 in)</p>	<p>1702 M</p> <p>Strength: 4000 N (899 lbf) Min. Radius: 150.0 mm (5.91 in)</p>
<p>Pitch 50.0 mm (1.97 in)</p> 	<p>Pitch 50.0 mm (1.97 in)</p> 	<p>Pitch 50.0 mm (1.97 in)</p> 	<p>Pitch 50.0 mm (1.97 in)</p> 
<p>1703</p> <p>Strength: 4000 N (899 lbf) Min. Radius: 150.0 mm (5.91 in)</p>	<p>1704</p> <p>Strength: 4000 N (899 lbf) Min. Radius: 137.5 mm (5.41 in)</p>	<p>1705</p> <p>Strength: 3100 N (689 lbf) Min. Radius: 136.0 mm (5.35 in)</p>	<p>1706</p> <p>Strength: 3100 N (689 lbf) Min. Radius: 150.0 mm (5.91 in)</p>
<p>Pitch 50.0 mm (1.97 in)</p> 			
<p>1700 Finger Protection</p> <p>Strength: 2700 N (607 lbf) Min. Radius: 150.0 mm (5.91 in)</p>			

Chains Belts

Side Flexing Chains

<p>Pitch 25,4 mm (1 in)</p> 	<p>Pitch 25,4 mm (1 in)</p> 	<p>Pitch 25,4 mm (1 in)</p> 	<p>Pitch 25,4 mm (1 in)</p> 
<p>253 FT BEVEL</p> <p>Strength: 1900 N (427 lbf) Min. Radius: 500 mm (19.68 in)</p>	<p>253 FT Tab 255 FT Tab</p> <p>Strength: 1900 N (427 lbf) Min. Radius: 500 mm (19.68 in)</p>	<p>253 FT M 255 FT M</p> <p>Strength: 1900 N (427 lbf) Min. Radius: 500 mm (19.68 in)</p>	<p>253 FG M</p> <p>Strength: 1900 N (427 lbf) Min. Radius: 500 mm (19.68 in)</p>
<p>Pitch 25,4 mm (1 in)</p> 			
<p>7253 Tab</p> <p>Strength: 3100 N (697 lbf) Min. Radius: 500 mm (19.68 in)</p>			



Contact your local supplier

The local partner of choice
for sustainable conveyor belting solutions
around the globe.

Synthetic

Ammeraal Beltech USA

7501 N. St Louis Ave
Skokie, IL 60076
United States of America

T +1 800 533 3765

www.ammeraalbeltech.com/en-US/

Modular and Chain

Ammeraal Beltech Modular USA

1157 Arnold Road
Reading, PA 19605
United States of America

T +1 800 937 2864



Scan the QR code
and contact your local
supplier!

